















**SINTRONIC TECH**  
 =====  
 MAKE A DIFFERENCE

**Access Control System E-Catalog**





**Shenzhen Sintronic Technology Company Limited**





Manager:Tim Wu Email:tim@sintronictech.com /sintronictech.com




Mobile/whatSapp,Wechat:+86 15813805304 Access control department/ sintronicaccess.com




<b>Access Controller</b>	<b>Stand Alone Unit</b>	<b>Biometric Recognition Machine</b>	<b>RFID Reader</b>
			
Page/2-3	Page/4-8	Page/9-10	Page/11
<b>Drop Bolt Lock&amp;sStrike Lock</b>	<b>Magnetic Lock</b>	<b>Lock Bracket</b>	<b>Exit Button</b>
			
Page/12-14	Page/15-16	Page/17-18	Page/19-21
<b>Emergency Button</b>	<b>Remoter</b>	<b>RFID Card</b>	<b>Power Supply</b>
			
Page/22	Page/23-24	Page/25	Page/26






**ENABLING A SAFER SOCIETY AND SMARTER LIVING**




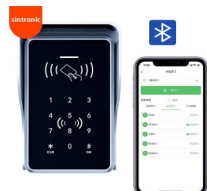

S/N	Product Name	Model	Picture	Technical Parameters	Remark
<b>Access Controller</b>					
Economical Series					
1	Single Door Access Controller TCP/IP	AC-101 Economical		Size:160*106mm Power Box Size:273mm*228mm*65mm Communication Model:TCP/IP Power Supply:12VDC 3-5A Reader Input Format:Wiegand26 Card Capacity:20,000 Units Record Capacity:100,000 Units Software:Free Integrated functions of pc remote access,interlock,anti-pass,multi-card.,ect V6.9 Verson Software	V6.9 Software
2	2 Door Access Controller TCP/IP	AC-102 Economical			
3	4 Door Access Controller TCP/IP	AC-104 Economical			
4	Integrated Fire and Alarm Extend Board	AC-100 Extend		Four relay alarm output. Connectable to fire signal Input Time delay 0~6000 second adjustable Can control the illegal break-in alarm	
<b>32Bit Series (Inter-Lock, Anti-Pass Back Available in LAN network )</b>					
5	Single Door Access Controller TCP/IP	AC-32Bit301		Size:160*106mm Power Box Size:273mm*228mm*65mm Communication Model:TCP/IP Power Supply:12VDC 4-7A Reader Input Format:Wiegand26/34 Card Capacity:40,000 Units Record Capacity:100,000 Units Database available:Access,SQL2008 ,compatible with SQL2000,SQL2005 Software:Free Integrated functions of remote access,interlock,anti-pass,multi-card.,ect V8.81 Version Software	V8.1 Version Software
6	2 Door Access Controller TCP/IP	AC-32Bit302			
7	4 Door Access Controller TCP/IP	AC-32Bit304			
8	Integrated Fire and Alarm Extend Board	AC-32Bit Extend		Four relay alarm output. Connectable to fire signal Input Time delay 0~6000 second adjustable Can control the illegal break-in alarm	





S/N	Product Name	Model	Picture	Technical Parameters	Remark
64 Bit Series (Web control, Mobile App,Barcode, Video Linkage )					
9	Single Door Access Controller TCP/IP	AC-64Bit401		Size:160*106mm Power Box Size:273mm*228mm*65mm Communication Model:TCP/IP Power Supply:12VDC 4-7A Reader Input Format:Wiegand26-40 Card Capacity:40,000 Units Record Capacity:100,000 Units Database available:Access,SQL2008 ,compatible with SQL2000,SQL2005 Software:Free <b>Integrated functions of remote access,interlock,anti-pass,multi-card.,ect</b> <b>Support Video interlinked to take screen shoot (Hivision Camera,4G,Bar Code ect.,</b>	V8.5 Software
10	2 Door Access Controller TCP/IP	AC-64Bit402			
11	4 Door Access Controller TCP/IP	AC-64Bit404			
12	Integrated Fire and Alarm Extend Board	AC-64BitExtend		Four relay alarm output. Connectable to fire signal Input Time delay 0~6000 second adjustable Can control the illegal break-in alarm	
Elevator /Cabinet Series					
13	20 Floors Elevator ,Cabinet Access Controller Tcp/lp	AC-20TCP		Size:160*106mm Power Box Size:273mm*228mm*65mm Communication Model:TCP/IP Power Supply:12VDC 4-7A Reader Input Format:Wiegand26/34 Card Capacity:20,000 Units Record Capacity:100,000 Units Database available:Access,SQL2008 ,compatible with SQL2000,SQL2005 Software:Free Integrated functions of remote access.interlock.anti-pass.multi-card.ect	V8.81 Plus Version Software
14	20 Floors Elevator Extend Board	AC-20 extend		◆ 300DT20 Extend Board ◆ Output: 20 circuit	

S/N	Product Name	Model	Picture	Technical Parameters	Remark
<b>Stand Alone Unit</b>					
<b>Regular Series</b>					
15	Economical Standalone Unit ID 125KHZ (Keypad)	SA-RS1000		Waterproof stand alone unit Material:ABS Plastic Card Capacity:1000cards Card Type :EM card Reading Range:5-8cm Operation Mode:Card, Card+Password Working Voltage:12V DC+-10% Dimension:120*78*22 mm CE /FCC/ROSH Qualify	
16	Standalone Unit (ID 125KHZ keypad)	SA-RS2000		Waterproof stand alone unit Material:ABS Plastic Card Capacity:2000cards Card Type :EM card Reading Range:5-8cm Operation Mode:Card, Card+Password Working Voltage:12V DC+-10% CE /FCC/ROSH Qualify Dimension:108*78*20mm	
17	Touch Screen Stand alone Unit (Keypad with Night vision )	SA-RS1000T		Waterproof stand alone unit Material:ABS Plastic Card Capacity:1000cards Card Type :EM card Reading Range:5-8cm Operation Mode:Card, Card+Password Working Voltage:12V DC+-10% Dimension:121*57*20mm CE /FCC/ROSH Qualify	



S/N	Product Name	Model	Picture	Technical Parameters	Remark
18	NFC Dual Frequency ID+IC Standalone Unit	SA-RSDUAL		Waterproof stand alone unit Material:ABS Plastic Card Capacity:10000cards Card Type :EM card Reading Range:5-8cm Operation Mode:IC+ID Card, Card+Password Working Voltage:12V DC+-10% Dimension:121*57*20mm	/
19	Outdoor Standalone Unit ID 125KHZ wg26	SA-01RSOUT		Waterproof stand alone unit Material:ABS Plastic Card Capacity:16000cards Card Type :EM card Reading Range:5-8cm Operation Mode:Card Working Voltage:12V DC+-10% Dimension:86*86*64mm CE /FCC/ROSH Qualify	
20	Outdoor Standalone Unit ID 125KHZ	SA-02RSOUT		Waterproof stand alone unit Material:ABS Plastic Card Capacity:1000cards Card Type :EM card Reading Range:5-8cm Operation Mode:Card Working Voltage:12V DC+-10% Dimension:86*86*64mm CE /FCC/ROSH Qualify	






S/N	Product Name	Model	Picture	Technical Parameters	Remark
<b>Metal Series</b>					
21	Metalic stand alone unit id 125Khz	SA-MS01LONG		Waterproof stand alone unit Card Capacity:2000cards Card Type :EM card Reading Range:5-8cm Operation Mode:Card, Card+Password Working Voltage:12V DC+-10% CE /FCC/ROSH Qualify Dimension:140*58*27mm	
22	Metalic stand alone unit id 125Khz	SA-MS02		Waterproof stand alone unit Card Capacity:1000cards Card Type :EM card Reading Range:5-8cm Operation Mode:Card, Card+Password Working Voltage:12V DC+-10% CE /FCC/ROSH Qualify Dimension:120*76*28mm	
23	Touch screen stand alone unit id 125Khz Wg26	SA-MS03T		Waterproof stand alone unit Card Capacity8000cards Card Type :EM card Reading Range:5-8cm Operation Mode:Card, Card+Password Working Voltage:12V DC+-10% CE /FCC/ROSH Qualify Dimension:115*80*24mm	/
24	Touch screen stand alone unit id 125Khz	SA-MS04T		Waterproof stand alone unit Card Capacity:4000cards Card Type :EM card Reading Range:5-8cm Operation Mode:Card, Card+Password Working Voltage:12V DC+-10% CE /FCC/ROSH Qualify Dimension:115*80*24mm	
25	Metalic Outdoor Waterproof stand alone unit	SA-MS02OUT		Waterproof stand alone unit Card Capacity:2000cards Card Type :EM card Reading Range:5-8cm Operation Mode:Card, Card+Password Working Voltage:12V DC+-10% CE /FCC/ROSH Qualify Dimension:120*76*28mm	







S/N	Product Name	Model	Picture	Technical Parameters	Remark
<b>Wireless Series (Mobile App)</b>					
26	WIFI Standalone Unit Tuta App	SA-01WIFITUYA		Waterproof and anti-disassembly Material:ABS Card Capacity:1000cards Control Type :EM card, APP Reading Range:5-8cm Operation Mode:Card, Card+Password Working Voltage:12V DC+-10% CE /FCC/ROSH Qualify Can set up normal open period	
27	WIFI Standalone Unit Tuta App	SA-02WIFITUYA		Material:Metal Capacity:2000 Users Control Type :EM card,APP Reading Range:5-8cm Operation Mode:Card, Card+Password Working Voltage:12V DC+-10% CE /FCC/ROSH Qualify	
28	WIFI Standalone Unit Tuta App Fingerprint 3 in 1	SA-03WIFITUYA		Waterproof and anti-disassembly Material:Metal Card Capacity:1000cards Control Type :EM card,Fingerprint,APP Reading Range:5-8cm Operation Mode:Card, Card+Password Working Voltage:12V DC+-10% CE /FCC/ROSH Qualify	/
29	Cloud standalone unit IC 13.56MHZ (Bluetooth)	SA-01BT		Material:ABS Card Capacity:1000cards Control Type :EM card,Bluetooth,APP Reading Range:5-8cm Operation Mode:Bluetooth,Card, Card+Password Working Voltage:12V DC+-10% CE /FCC/ROSH Qualify	
30	Cloud standalone unit QR Bar code ,Tcp/ip standalone unit 5 in 1 IC 13.56MHZ	SA-02BT		Material:ABS Card Capacity:1000cards Control Type :EM card,Bluetooth ,Wifi ,bluetooth, Qr code Reading Range:5-8cm Operation Mode:Card, Card+Password Working Voltage:12V DC+-10% CE /FCC/ROSH Qualify	





S/N	Product Name	Model	Picture	Technical Parameters	Remark
<b>Fingerprint Series</b>					
31	Fingerprint stand alone unit ID125KHZ	SA-01FP		Working voltage: DC1212 Static current: <100ma Unlocking method: fingerprint, password, IC card Fingerprint type: semi -conductor collection module Storage capacity: 120 fingerprint 120 cards a set of general passwords Reading card distance: 3-5cm Card reading mode: WG26 output Management card: You can set up adding	
32	Fingerprint stand alone unit ID 125KHZ Metalic	SA-02FP		Working voltage: DC1212 Static current: <100ma Unlocking method: fingerprint, password, IC card Fingerprint type: semi -conductor collection module Storage capacity: 300 fingerprint 10000 cards a set of general passwords Reading card distance: 3-5cm Card reading mode: WG26 output	/
33	Fingerprint stand alone unit ID125KHZ ABS	SA-03FP		Power Supply: DC 9-12V < 100mA Read Card Distance: 0-60mm Fingerprint Capacity: 1000 Units Read Card Style:Fingerprint , EM Card Output signal: Wiegand 26 and can work as stand alone unit Size:155(L)×66(W)×28(H)(mm)	
34	Out Door Fingerprint stand alone unit with Remoter	SA-04FP		Power Supply: DC 9-12V < 100mA Read Card Distance: 0-60mm Fingerprint Capacity: 1000 Units EM Card Capacity:2000 Units Read Card Style:Fingerprint , EM Card Output signal: Wiegand 26 and can work as stand alone unit Size:128*48*26mm	










S/N	Product Name	Model	Picture	Technical Parameters	Remark
<b>Face Recognition Series</b>					
35	4.5 inch Dynamic Face Recognition Standalone Unit Tcp/ip Wg26	SA-0145FR		Input voltage:12DC Face store capacity 2000 Units Em card:2000units Password:2000 units Pixel:200W , Communication:TCP/IP Time attendance capacity:100,000 units One group of wiegand 26 signal	
36	5 inch Dynamic Face Recognition Standalone Unit Tcp/ip Wg26	SA-0150FR		Input voltage:12DC Face store capacity 2000/5000 Units Em card:2000units Password:2000 units Pixel:200W , Communication:TCP/IP Time attendance capacity:100,000 units One group of wiegand 26 signal	





S/N	Product Name	Model	Picture	Technical Parameters	Remark
37	7 inch Dynamic Face Recognition Standalone Fingerprint 3 in 1 Unit Tcp/ip Wg26	SA-0170FR		Input voltage:12DC Face store capacity 2000 Units Fingerprint:10000 units Em card:2000units Password:2000 units Pixel:200W , Communication:TCP/IP Time attendance capacity:100,000 units One group of wiegand 26 signal	/
38	Living Object 7 inch Dual Face Recognition Standalone Unit Tcp/ip Wg26 For Turnstile Gate (SDK)	SA-0370FR		Input voltage:12DC Face store capacity 20000 Units Em card:2000units Password:2000 units Pixel:200W , Communication:TCP/IP Time attendance capacity:100,000 units One group of wiegand 26 signal Communication: 1 unit of RJ45 10M/100M interface 1 unit of Micro SD interface 2 units of switch signal output 1 unit of audio signal output 1 unit of alarm signal input 1 unit of RS485 interface	
39	Living Object Dual Face Recognition Standalone Unit Tcp/ip Wg26 For Turnstile Gate	SA-02FR		Input voltage:12DC Face store capacity:5000 Units Pixel:200W Wiegand26/34 output 1 unit of RJ45 10M/100M interface 2 units of switch signal output 1 unit of audio signal output 1 unit of alarm signal input 1 unit of RS485 interface 1 unit of two door access controller	







S/N	Product Name	Model	Picture	Technical Parameters	Remark
<b>RFID Reader</b>					
40	RFID Reader Outdoor Waterproof id 125khz	Reader-01		Power Supply: DC 9-12V < 100mA Read Card Distance: 0-60mm Support: ID Card/125KHz Output signal:Wiegand 26bits/Wiegand 34 Size: 102×34×21mm Weight: 150g	
41	RFID Reader id 125khz	Reader-02		RFID WIEGAND Reader For ID Card Power Supply: DC 9-12V < 100mA Read Card Distance: 0-60mm Support: ID Card/125KHz	
42	RFID ReaderDual Frequency id 125khz +ic13.56mhz	Reader-03Dual		RFID WIEGAND Reader For ID Card Power Supply: DC 9-12V < 100mA Read Card Distance: 0-60mm Support: ID Card/125KHz+IC card13.56mhz	/
43	EM Reader	Reader-04Keypad		WG26,EM Card Reader Power supply:DC12V Waterproof Size: 86×86×18 (mm)	
44	HID+EM+MIFARE Card Reader	Reader-05HID		Power Supply: DC 9-12V < 100mA Read Card Distance: 0-60mm Support: HID+EM+MIFARE Card Output signal: Wiegand 26bits/Wiegand 34 Size: 114×73×16mm Weight: 150g	
45	Barcode and IC card All in One Reader	Reader-06Barcode		Power Supply: DC 9-12V < 100mA Read Type:Paper barcode, Screen Barcode, IC card. USB Virtual Keypad. Interface:RS232,RS485,USB,Wiegand 26/34,RJ45	

S/N	Product Name	Model	Picture	Technical Parameters	Remark
<b>Electric Drop Bolt Lock</b>					
46	2 cable drop bolt lock Mortise	BL-102		Standard Electric Bolt (2-core cable) Type: Fail safe Lock Size: 204×36×42mm Working Voltage: DC 12V±10% Support Door :wooden door/glass door/metal door/ fire-escape door Material: Aluminum/stainless steel Weight: 0.5kg	
47	5 cable drop bolt lock Mortise low temperature with signal output and time delay	BL-105		Standard Electric Bolt (5-core cable) Type: Fail safe Lock Size: 204×36×42mm (NO, NC,COM) Working Voltage: DC 12V±10% Support Door :wooden door/glass door/metal door/ fire-escape door Material: Aluminum/stainless steel Weight: 0.7kg	
48	5 cable drop bolt lock low temperature with signal output and time delay	BL-205Narrow		Standard Electric Bolt (5-core cable) Type: Fail safe Lock Size: 205×35×42mm (NO, NC,COM) Working Voltage: DC 12V±10% Support Door :wooden door/glass door/metal door/ fire-escape door Material: Aluminum/stainless steel Weight: 0.7kg	
49	6 cable drop bolt lock low temperature with signal output and time delay	BL-206Narrow		Standard Electric Bolt (6-core cable) Type: Fail Secure Lock Size: 204×36×42mm (NO, NC,COM) Working Voltage: DC 12V±10% Support Door :wooden door/glass door/metal door/ fire-escape door Material: Aluminum/stainless steel Weight: 0.7kg	







S/N	Product Name	Model	Picture	Technical Parameters	Remark
50	9 cable drop bolt lock low temperature with signal output and time delay	BL-209Narrow		Standard Electric Bolt (6-core cable) Type: Fail Secure Lock Size: 205×35×42mm (NO, NC,COM) Working Voltage: DC 12V±10% Support Door :wooden door/glass door/metal door/ fire-escape door Material: Aluminum/stainless steel Weight: 0.7kg	/
51	Surface Mounted drop bolt lock low temperature with signal output and time delay	BL-304Mounted		Standard Electric Bolt (4-core cable) Type: Fail safe (NO/NC,COM) Working Voltage: DC 12V±10% Support Door :wooden door/glass door/metal door/ fire-escape door Material: Aluminum/stainless steel Weight: 0.7kg	
52	Frameless drop bolt lock with time delay	BL-404 Frameless		Power Supply:12V DC Output contact:NO/NC/COM Time delay adjustable:0,3,6 seconds Suitable for glass door thickness from 8-12mm	
53	Key Electric Bolt with Time Delay	BL-504 Key		Standard Electric Bolt (4-core cable), with door magnet function Type: Fail safe Lock Size: 60L*30W*48H mm Working Voltage: DC 12V±10% Support Door :wooden door/glass door/metal door/ fire-escape door Material: Aluminum/stainless steel Weight: 0.7kg	




S/N	Product Name	Model	Picture	Technical Parameters	Remark
<b>Electric Strike Lock</b>					
54	Narrow Panel Drop Bolt Strike Lock	SL-102 Narrow		Lock Size: 129×28×34mm Type: Fail safe, can be customized fail secure Working Voltage: DC 12V±10% Support Door: Wooden door/metal door Face plate Housing: Painted steel Material: Aluminum/stainless steel Weight: 0.35 kg	
55	Long Panel Drop Bolt Strike Lock	SL-102 Long		Lock Size: 250×25×31mm Type: Fail Safe, can be customized fail secure Working Voltage: DC 12V±10% Support Door: Wooden door/metal door Face plate Housing: Painted steel Material: Aluminum/stainless steel NO,NC,COM Weight: 0.35 kg	/
56	Narrow Panel Drop Bolt Strike Lock with signal feedback	SL-105 Narrow		Lock Size: 129×28×34mm Type: Fail safe, can be customized fail secure Working Voltage: DC 12V±10% Support Door: Wooden door/metal door Face plate Housing: Painted steel Material: Aluminum/stainless steel Weight: 0.35 kg	




S/N	Product Name	Model	Picture	Technical Parameters	Remark
<b>Magnetic Lock</b>					
180KG Series/ 350-450 LBS					
57	Single Door Electro-Magnetic Lock (180KG)	Mag-180		Type: Fail Safe, without signal feedback U/I: DC12V/300MA Size: L170*W42*H21MM	/
58	Single Door Electro-Magnetic Lock (180KG) with signal feedback	Mag-180Signal		Type: Fail Safe, signal feedback U/I: DC12V/300MA Size: L170*W42*H21MM	
59	Two Door Electro-magnetic Lock (180KG×2)	Mag-1802		Type: Fail Safe, without signal feedback U/I: DC12V/300MA Size: L340*W42*H21MM	
60	Two Door Electro-magnetic Lock (180KG×2) with signal feedback	Mag-1802Signal		Type: Fail Safe, signal feedback U/I: DC12V/300MA Size: L340*W42*H21MM	





S/N	Product Name	Model	Picture	Technical Parameters	Remark
<b>280KG Series/550-650 LBS</b>					
61	One-door Electro-magnetic Lock (280KG)	Mag-280		Type: Fail Safe, without singnal output U/I: DC12V/460MA Size: L250*W47*H25MM	/
62	One-door Electro-magnetic Lock With signal feedback(280KG)	Mag-280Signal		Type: Fail Safe, with singnal output ,with time delay U/I: DC12V/460MA Size: L250*W47*H25MM	
63	Two Door Electro-magnetic Lock (280KG×2)	Mag-2802		Type: Fail Safe, without singnal Feedback U/I: DC12V/460MA Size: L500*W47*H25MM	
64	Two Door Electro-magnetic Lock With signal feedback ( (280KG×2)	Mag-2802Signal		Type: Fail Safe, without singnal Feedback U/I: DC12V/460MA Size: L500*W47*H25MM	
<b>380KG Series/750-900 LBS</b>					
65	One-door Electro-magnetic Lock (350KG)	Mag-380		Type: Fail Safe, without singnal Feedback U/I: DC12V/480MA Size: L285*W55*H29MM	/
66	One-door Electro-magnetic Lock LED Indication Light(500KG)	Mag-380Signal		Type: Fail Safe, without singnal Feedback U/I: DC12V/480MA Size: L285*W55*H29MM	






S/N	Product Name	Model	Picture	Technical Parameters	Remark
<b>Magnetic Lock Bracket</b>					
67	L Type Bracket For 180KG Magnetic Lock	Bracket-Mag180L		Support Door: Wooden door open toward inside, metal door, narrow frame door Door Open Mode: 90 degree one-way, Weight:0.318kg Material: Aluminum Size: 265*65*60mm	
68	L Type Bracket For 280KG Magnetic Lock	Bracket-Mag280L		Support Door: Wooden door open toward inside, metal door, narrow frame door Door Open Mode: 90 degree one-way, Weight:0.318kg Material: Aluminum Size: 265*65*60mm	
69	U Type Bracket For Magnetic Lock of 180KG ,280KG	Bracket-Mag180U		Support Door: Frameless glass door Glass Thickness: 8~5mm Door Open Mode: 180 degree one-way, Weight: 0.242kg Material: Aluminum Size: 105*60*45mm	
70	U Type Bracket For Magnetic Lock of 180KG ,280KG	Bracket-Mag280U		Support Door: Frameless glass door Glass Thickness: 8~5mm Door Open Mode: 180 degree one-way, Weight: 0.242kg Material: Aluminum Size: 105*60*45mm	/
71	LZ Type Bracket For Magnetic Lock of 180KG	Bracket-Mag180LZ		Support Door: Wooden door open toward inside, metal door, narrow frame door Door Open Mode:90 degree one-way, Weight:0.718kg Material: Aluminum Size: 270*60*60mm	
72	LZ Type Bracket For Magnetic Lock of 280KG	Bracket-Mag280LZ		Support Door: Wooden door open toward inside, metal door, narrow frame door Door Open Mode:90 degree one-way, Weight:0.718kg Material: Aluminum Size: 270*60*60mm	





S/N	Product Name	Model	Picture	Technical Parameters	Remark
<b>Drop Bolt Lock Bracket</b>					
73	70mm oval hole Bracket	Bracket-BL70		Material:Aluminum Door Type Applicable:Bottom Frameless Glass Door Door-open Mode:180 Degree One-way Open Support Lock: Drop Bolt Type	
74	80mm Round Hole Bracket	Bracket-BL80		Material:Aluminum • Door Type Applicable:Bottom Frameless Glass Door • Door-open Mode:180 Degree One-way Open Support Lock: Drop Bolt Type	
75	U Bracket For Drop Bolt Lock	Bracket-BL U		• Material:stainless steel • Door Type Applicable:Bottom Frameless Glass Door • Door-open Mode:180 Degree One-way Open Support Lock: Drop Bolt Type	/
76	ZL Bracket For Drop Bolt Lock	Bracket-BL-ZL		Material:stainless steel Door Type Applicable:Frameless Glass Door Door-open Mode:180 Degree Two-way Open Support Lock: Drop Bolt Type	



S/N	Product Name	Model	Picture	Technical Parameters	Remark
<b>Exit Button</b>					
77	Plastic I RFID Exit Button	Exit-01P		Electric Parameter: Max. current 3A@36VDC Contact Output: COM/NO Material: Plastic Size: 86×86×20mm	
78	Stainless Steel RFID Exit Button	Exit-02SSL		Exit Button(Stainless Steel) Size:86*28CM Electric Parameter:3A 36V DC MAX Working Voltage:12V DC+-10% Output contact:NO/COM Suitable For:Break Glassess in case of emergency Suitable For:Hollow Frame and Embeded Electric Case	
79	Stainless Steel RFID Exit Button	Exit-02SSB		Exit Button(Stainless Steel) Size:86*86CM Electric Parameter:3A 36V DC MAX Working Voltage:12V DC+-10% Output contact:NO/ COM Suitable For:Hollow Frame and Embeded Electric Case	

S/N	Product Name	Model	Picture	Technical Parameters	Remark
80	RFID Exit Button (Night Vision)	Exit-03NVL		Door Release Button(Night Luminums) Size:86*28CM Electric Parameter:3A 36V DC MAX Working Voltage:12V DC+-10% Output contact:NO/ COM Suitable For:Hollow Frame and Embedded Electric Case	
81	RFID Exit Button (Night Vision)	Exit-03NVB		Door Release Button(Night Luminums) Size:86*86CM Electric Parameter:3A 36V DC MAX Working Voltage:12V DC+-10% Output contact:NO/ COM Suitable For:Hollow Frame and Embedded Electric Case	
82	Aluminum RFID Exit Button	Exit-04ALU		Electric Parameter: Max. current 3A@36VDC Contact Output: COM/NO Material: Aluminum Size: 86*50**20mm	/
83	Aluminum RFID Exit Button	Exit-04ALUB		Electric Parameter: Max. current 3A@36VDC Contact Output: COM/NO/NC Material: Aluminum Size: 86*86*20mm	






S/N	Product Name	Model	Picture	Technical Parameters	Remark
84	Lock Key RFID Exit Button	Exit-05Key		Size:86*86*20mm Electric Parameter:3A/36V Dc max Output contact:NO/NC/COM Suitable for hollow Frame and embeded electric case	
85	Mushroom RFID Exit Button	Exit-06Mushroom		Size:86*86*20mm Electric Parameter:3A/36V Dc max Output contact:NO/NC/COM Suitable for hollow Frame and embeded electric case	
86	Touch RFID Exit Button	Exit-07TB		Exit Button(Touch) Working Voltage:12V DC+-10% Size:86*86*20CM Electric Parameter:3A 36V DC MAX Output contact:NO/NC Suitable For:Hollow Frame and Embeded Electric Case	
87	RFID Exit Button(IR)	Exit-L08IR		Electric Parameter: Max. current 3A@36VDC Contact Output: COM/NO/NC Material: Stainless steel Size: 113×68×30mm	
88	RFID Exit Button(IR)	Exit-B08IR		Electric Parameter: Max. current 3A@36VDC Contact Output: COM/NO/NC Material: Stainless steel Size: 86×86×30mm	





S/N	Product Name	Model	Picture	Technical Parameters	Remark
<b>Emergency Exit Button</b>					
89	Glass Break Emergency Exit Button	Emg-101Glass		Break glass in case of emergency Contact output: NO/NC/COM Material: Plastic Size: 86×86×50mm	
90	Glass Break Double Pole Emergency Exit Button	Emg-102Glass		Double Pole Emergency Exit Button Size:86*86*20CM Electric Parameter:3A 36V DC MAX Working Voltage:12V DC+-10% Output contact:NO/NC/COM Suitable For:Break Glassess in case of emergency	/
91	Push Rest Emergency Exit Button Single Pole	Emg-101RT		Emergency Push Exit Button Single Pole Contact output: NO/NC/COM Material: Plastic Size: 86×86×50mm	

S/N	Product Name	Model	Picture	Technical Parameters	Remark
<b>Remoters</b>					
92	2 Button Remote Exit Control (copy /learning type)	RB-102Button		Power Supply:Button Battery Working Current:<=12mA Frequency:Adopt 433MHZ Emission Frequency Option For 315 and other wireless frequency Distance 30-100m Work way:Jog,Self-locking,Interlock	
93	4 Button Remote Exit Control (copy /learning type)	RB-104Button		Power Supply:Button Battery Working Current:<=12mA Frequency:Adopt 433MHZ Emission Frequency Option For 315 and other wireless frequency Distance 30-101m Work way:Jog,Self-locking,Interlock	
94	4 Button Remote Exit Control (copy /learning type)	RB-204Button		Power Supply:Button Battery Working Current:<=12mA Frequency:Adopt 433MHZ Emission Frequency Option For 315 and other wireless frequency Distance 30-105m Work way:Jog,Self-locking,Interlock	
95	2 Channel Economical remote set (exit control+remoter)	RB-102Set		Power Supply:12V DC Working Current:<=12mA Frequency:Adopt 433MHZ Emission Frequency Option For 315 and other wireless frequency Distance 30-100m Work way:Jog,Self-locking,Interlock	

S/N	Product Name	Model	Picture	Technical Parameters	Remark
96	2 Channel Remote set (exit control+remoter)	RB-202Set		Power Supply:12V DC Working Current:<=12mA Frequency:Adopt 433MHZ Emission Frequency Option For 315 and other wireless frequency Distance 30-100m Work way:Jog,Self-locking,Interlock	/
97	4 Channel Remote set (exit control+remoter)	RB-204Set		Power Supply:12V DC Working Current:<=12mA Frequency:Adopt 433MHZ Emission Frequency Option For 315 and other wireless frequency Distance 30-100m Work way:Jog,Self-locking,Interlock	



S/N	Product Name	Model	Picture	Technical Parameters	Remark
<b>RFID Card</b>					
98	EM White Card	Card-125K		125KHZ, WHITE	
99	Mifare White Card	Card-1356M		13.56MHZ WHITE	
100	Key chain mifare card	Card-1356MKC		Material:ABS Frequency:13.56MHZ	/
101	Wrist band Em Card	Card-125kWrist		RFID wrist band 125khz 100	
102	HID CARD	Card-HID		HID CARD FOR 26 34 ACCESS CONTROLLER	

S/N	Product Name	Model	Picture	Technical Parameters	Remark
<b>Power Supply</b>					
103	Special Power Supply for stand alone unit	Power-1203		Input:220V AC Output:12V DC, 3A/5A Time adjust:1S-10S NO/NC/COM	
104	Power supply with metallic outdoor cover For access controller (Support External connect UPSbattery)	Power-1205		Power supply with metallic cover Input voltage: 220—250VAC (OEM For 110VAC) Output voltage: 12VDC 3/5A can connect with recharge battery and with circuit protection Size:277mm*233mm*66mm Low voltage protection function double panel and durable	
105	Special Power Supply for stand alone unit	PB-1203		Input:220V AC Output:12V DC, 3A/5A Time adjust:1S-15S NO/NC/COM	/
106	Power supply with metallic outdoor cover(Support Inner connect UPS battery)	PB-1205Plus		Power supply with metallic cover Input voltage: 220—250VAC (OEM For 110VAC) Output voltage: 12VDC 3/5A can connect with recharge battery and with circuit protection Size:372mm*263mm*70mm Low voltage protection function double panel and durable Battery is not included	