
















Office Access Control System Catalogue



<https://sintronicaccess.com> Email: tim@sintronictech.com
 Sale Engineer: Tim Wu , Mobile/whatSapp&Wechat: +86-15813805304




Access Controller	Stand Alone Unit	RFID Reader	
			
Page 2-4	Page 5-13	Page 14-15	
Electronic Lock	Lock Bracket	RFID Card	Remoter
			
Page 16-23	Page 23-25	Page 26-27	Page 28
Exit Button	Emergency Button	WIFI Module	Power Supply
			
Page 30-32	Page 33	Page 34-35	Page 29

1. Rfid Card Access Control
2. Biometric Fingerprint & Face Recognition Access Control
3. QR Bar Code Access Control
4. Wifi Access Control



S/N	Name	Model	Picture	Technical Parameters	/	Link	Remark
Access Controller							
32Bit Series (LAN Remote Control,Web Control)							
1	Single Door Access Controller TCP/IP	32BIT01		Size:160*106mm Power Box Size:273mm*228mm*65mm Communication Model:TCP/IP Power Supply:12VDC 4-7A Reader Input Format:Wiegand26/34 Card Capacity:40,000 Units Record Capacity:100,000 Units Database available:Access,SQL2008 ,compatible with SQL2000,SQL2005 Software:Free	/	Read More	1.Integrated functions of remote access,interlock,anti-pass,multi-card.,ect 2.V8.81 Version Software
2	2 Door Access Controller TCP/IP	32BIT02					
3	4 Door Access Controller TCP/IP	32BIT04					
4	Integrated Fire and Alarm Extend Board	32BIT-EXT		Four relay alarm output. Connectable to fire signal Input Time delay 0~6000 second adjustable Can control the illegal break-in alarm			



S/N	Name	Model	Picture	Technical Parameters	/	Link	Remark
64 Bit Series Premium (Barcode, Video Linkage)							
5	Single Door Access Controller TCP/IP	64BIT01		Size:160*106mm Power Box Size:273mm*228mm*65mm Communication Model:TCP/IP Power Supply:12VDC 4-7A Reader Input Format:Wiegand26-40 Card Capacity:40,000 Units Record Capacity:100,000 Units Database available:Access,SQL2008 ,compatible with SQL2000,SQL2005 Software:Free	/	Read More	1.Special Functions Of Bar Code Access and Support Video interlinked to take screen shoot (Hivision Camera, 2.Option For OEM 4G 3.V8.5 Software
6	2 Door Access Controller TCP/IP	64BIT02					
7	4 Door Access Controller TCP/IP	64BIT04					
8	Integrated Fire and Alarm Extend Board	64BIT-EXT		Four relay alarm output. Connectable to fire signal Input Time delay 0~6000 second adjustable Can control the illegal break-in alarm			




S/N	Name	Model	Picture	Technical Parameters	/	Link	Remark
Elevator Controller							
9	20 Floors Elevator ,Cabinet Access Controller Tcp/lp	EC-20S		Size:160*106mm Power Box Size:273mm*228mm*65mm Communication Model:TCP/IP Power Supply:12VDC 4-7A Reader Input Format:Wiegand26/34 Card Capacity:20,000 Units Record Capacity:100,000 Units Database available:Access,SQL2008 ,compatible with SQL2000,SQL2005 Software:Free Integrated functions of remote access,interlock,anti-pass,multi- card.,ect	/	Read More	V8.81 Plus Version Software
10	20 Floors Elevator Extend Board	EC-EXT20		<ul style="list-style-type: none"> ◆ 300DT20 Extend Board ◆ Output: 20 circuit 			




S/N	Name	Model	Picture	Technical Parameters	/	Link	Remark
Stand Alone Unit							
Regular Standalone Unit							
11	Outdoor Standalone Unit ID 125KHZ wg26	SA-01		Waterproof stand alone unit Material:ABS Plastic Card Capacity:16000cards Card Type :EM card Reading Range:5-8cm Operation Mode:Card Working Voltage:12V DC+-10% Dimension:86*86*64mm CE /FCC/ROSH Qualify	/		Without Key Pad
12	Outdoor Standalone Unit ID 125KHZ	SA-02		Waterproof stand alone unit Material:ABS Plastic Card Capacity:1000cards Card Type :EM card Reading Range:5-8cm Operation Mode:Card Working Voltage:12V DC+-10% Dimension:86*86*64mm CE /FCC/ROSH Qualify	/		Without Key Pad
13	Economical Standalone Unit ID 125KHZ (keypad)	SA-03		Waterproof stand alone unit Material:ABS Plastic Card Capacity:1000cards Card Type :EM card Reading Range:5-8cm Operation Mode:Card, Card+Password Working Voltage:12V DC+-10% Dimension:120*78*22 mm CE /FCC/ROSH Qualify		Read More	IC Type USD9.9 Per Unit





S/N	Name	Model	Picture	Technical Parameters	/	Link	Remark
14	Standalone Unit (ID 125KHZ keypad)	SA-04		Waterproof stand alone unit Material:ABS Plastic Card Capacity:2000cards Card Type :EM card Reading Range:5-8cm Operation Mode:Card, Card+Password Working Voltage:12V DC+-10% CE /FCC/ROSH Qualify Dimension:108*78*20mm	/	/	luxuty design
15	Touch Screen Stand alone Unit (Keypad with Night vision)	SA-05		Waterproof stand alone unit Material:ABS Plastic Card Capacity:1000cards Card Type :EM card Reading Range:5-8cm Operation Mode:Card, Card+Password Working Voltage:12V DC+-10% Dimension:121*57*20mm CE /FCC/ROSH Qualify		Read More	IC Type USD15.9 Per Unit
16	NFC Dual Frequency ID+IC Standalone Unit	SA-06		Waterproof stand alone unit Material:ABS Plastic Card Capacity:10000cards Card Type :EM card Reading Range:5-8cm Operation Mode:IC+ID Card, Card+Password Working Voltage:12V DC+-10% Dimension:121*57*20mm		/	125khz+13.56Mhz Frequency




S/N	Name	Model	Picture	Technical Parameters	/	Link	Remark
Metallic Standalone Unit							
17	Metallic stand alone unit id 125Khz	SA-101		Waterproof stand alone unit Card Capacity:2000cards Card Type :EM card Reading Range:5-8cm Operation Mode:Card, Card+Password Working Voltage:12V DC+-10%		Read More	CE /FCC/ROSH Qualify Dimension:140*58*27 mm
18	Metalic stand alone unit id 125Khz	SA-102		Waterproof stand alone unit Card Capacity:1000cards Card Type :EM card Reading Range:5-8cm Operation Mode:Card, Card+Password Working Voltage:12V DC+-10% Dimension:120*76*28mm		/	CE /FCC/ROSH Qualify



S/N	Name	Model	Picture	Technical Parameters	/	Link	Remark
19	Metalic Outdoor Waterproof stand alone unit	SA-103		Waterproof stand alone unit Card Capacity:2000cards Card Type :EM card Reading Range:5-8cm Operation Mode:Card, Card+Password Working Voltage:12V DC+-10% CE /FCC/ROSH Qualify Dimension:120*76*28mm	/	/	CE /FCC/ROSH Qualify
20	Touch screen stand alone unit id 125Khz Wg26	SA-104		Waterproof stand alone unit Card Capacity8000cards Card Type :EM card Reading Range:5-8cm Operation Mode:Card, Card+Password Working Voltage:12V DC+-10% Dimension:115*80*24mm	/	/	CE /FCC/ROSH Qualify Working Voltage:12V DC+-10% CE /FCC/ROSH Qualify Dimension:115*80*24 mm


S/N	Name	Model	Picture	Technical Parameters	/	Link	Remark
21	Touch screen stand alone unit id 125Khz	SA-105		Waterproof stand alone unit Card Capacity:4000cards Card Type :EM card Reading Range:5-8cm Operation Mode:Card, Card+Password Working Voltage:12V DC+-10% CE /FCC/ROSH Qualify Dimension:115*80*24mm		/	ID
22	Fingerprint stand alone unit ID125KHZ	SA-201		Working voltage: DC12V Static current: <100ma Unlocking method: fingerprint, password, IC card Fingerprint type: semi -conductor collection module Storage capacity: 120 fingerprint 120 cards a set of general passwords Reading card distance: 3-5cm		/	Card reading mode: WG26 output Management card: You can set up adding cards and delete cards
23	Fingerprint stand alone unit ID 125KHZ Metallic	SA-202		Working voltage: DC12V Static current: <100ma Unlocking method: fingerprint, password, IC card Fingerprint type: semi -conductor collection module Storage capacity: 300 fingerprint 10000 cards a set of general passwords Reading card distance: 3-5cm Card reading mode: WG26 output		/	IC Tyoe is usd35.9





S/N	Name	Model	Picture	Technical Parameters	/	Link	Remark
Fingerprint Stand Alone Unit							
24	Fingerprint stand alone unit ID125KHZ ABS	SA-203		Power Supply: DC 9-12V < 100mA Read Card Distance: 0-60mm Fingerprint Capacity: 1000 Units Read Card Style:Fingerprint , EM Card Output signal: Wiegand 26 and can work as stand alone unit Size:155(L)×66(W)×28(H)(mm)		Read More	IP65
25	Out Door Fingerprint stand alone unit with Remoter	SA-204		Power Supply: DC 9-12V < 100mA Read Card Distance: 0-60mm Fingerprint Capacity: 1000 Units EM Card Capacity:2000 Units Read Card Style:Fingerprint , EM Card Output signal: Wiegand 26 and can work as stand alone unit Size:128*48*26mm		Read More	IP66
26	4.5 inch Dynamic Face Recognition Standalone Unit Tcp/ip Wg26	SA-301		Input voltage:12DC Face store capacity 2000 Units Em card:2000units Password:2000 units Pixel:200W , Communication:TCP/IP Time attendance capacity:100,000 units One group of wiegand 26 signal		Read More	/



S/N	Name	Model	Picture	Technical Parameters	/	Link	Remark
27	5 inch Dynamic Face Recognition Standalone Unit Tcp/ip Wg26	SA-302		Input voltage:12DC Face store capacity 2000/5000 Units Em card:2000units Password:2000 units Pixel:200W , Communication:TCP/IP Time attendance capacity:100,000 units One group of wiegand 26 signal	/	Read More	/
28	7 inch Dynamic Face Recognition Standalone Fingerprint 3 in 1Unit Tcp/ip Wg26	SA-303		Input voltage:12DC Face store capacity 2000 Units Fingerprint:10000 units Em card:2000units Password:2000 units Pixel:200W , Communication:TCP/IP Time attendance capacity:100,000 units One group of wiegand 26 signal		Read More	/
29	Living Object Dual Face Recognition Standalone Unit Tcp/ip Wg26 For Turnstile Gate	SA-304		Input voltage:12DC Face store capacity:5000 Units Pixel:200W Wiegand26/34 output 1 unit of RJ45 10M/100M interface 2 units of switch signal output 1 unit of audio signal output 1 unit of alarm signal input 1 unit of RS485 interface 1 unit of two door access controller		Read More	



S/N	Name	Model	Picture	Technical Parameters	/	Link	Remark
WiFi Standalone Unit							
30	WiFi Standalone Unit 2 in 1 ID Card+Tuya App	SA-501		Power supply voltage: DC12V-24V Standby current: <50mA Working current: <120mA Waterproof level: IP67 Number of users: 10000 cards or passwords Card reader type: ID card +Tuya App Working temperature: -40C~+60°C Working humidity: 10%~90%	/	/	/
31	WiFi Standalone Unit Tuta App	SA-502		Waterproof and anti-disassembly Material:ABS Card Capacity:1000cards Control Type :EM card, APP Reading Range:5-8cm Operation Mode:Card, Card+Password Working Voltage:12V DC+-10% Can set up normal open period	/		CE /FCC/ROSH Qualify
32	WiFi Standalone Unit Tuta App	SA-503		Material: Metal Capacity:2000 Users Control Type :EM card,APP Reading Range:5-8cm Operation Mode:Card, Card+Password Working Voltage:12V DC+-10%	Read More		CE /FCC/ROSH Qualify




S/N	Name	Model	Picture	Technical Parameters	/	Link	Remark
33	WIFI Standalone Unit Tuta App Fingerprint Em Card 3 in 1	SA-504		Waterproof and anti-disassembly Material: Metal Card Capacity: 1000 cards Control Type : EM card, Fingerprint, APP Reading Range: 5-8cm Operation Mode: Card, Card+Password Working Voltage: 12V DC+-10%	/	/	CE /FCC/ROSH Qualify
34	Bluetooth Standalone unit 4 in 1	SA-505		Identification speed: <= 0.3S Size: H140 x W69 x T17 Material: ABS/Acrylic panel Static power consumption: less than 100uA Working voltage: DC12V Fingerprint head: semiconductor biometrics Working temperature: - 20°C~+60°C Password/card: 1000 users Fingerprint capacity: 100 pieces Card type: 13.56MHZ RFID M1 Download interface: Bluetooth Unlocking method: fingerprint/password/card/NFC/ap p unlock	/	/	




S/N	Name	Model	Picture	Technical Parameters	/	Link	Remark
Reader							
35	RFID Reader Outdoor Waterproof id 125khz	Reader-01		Power Supply: DC 9-12V < 100mA Read Card Distance: 0-60mm Support: ID Card/125KHz Output signal:Wiegand 26bits/Wiegand 34 Size: 102×34×21mm Weight: 150g		/	Option For IC
36	RFID Reader id	Reader-02		RFID WIEGAND Reader For ID Card Power Supply: DC 9-12V < 100mA Read Card Distance: 0-60mm Support: ID Card/125KHz		/	Option For IC
37	RFID ReaderDual Frequency id 125khz +ic13.56mhz	Reader-03		RFID WIEGAND Reader For ID Card Power Supply: DC 9-12V < 100mA Read Card Distance: 0-60mm Support: ID Card/125KHz+IC card13.56mhz		/	ID+IC
38	EM Reader	Reader-04		WG26,EM Card Reader Power supply:DC12V Waterproof Size: 86×86×18 (mm)		/	Option For IC


S/N	Name	Model	Picture	Technical Parameters	/	Link	Remark
39	HID+EM+MIFARE Card Reader	Reader-05		Power Supply: DC 9-12V < 100mA Read Card Distance: 0-60mm Support: HID+EM+MIFARE Card Output signal: Wiegand 26bits/Wiegand 34 Size: 114×73×16mm Weight: 150g	/	/	HID+EM+IC Card
40	Barcode and IC card All in One Reader	Reader-06		Power Supply: DC 9-12V < 100mA Read Type: Paper barcode, Screen Barcode, IC card. USB Virtual Keypad. Interface: RS232, RS485, USB, Wiegand 26/ 34, RJ45		Read More	/
41	0-5 meter 915 UHF long range reader 7DB	Reader-07		Work Frequency: 902MHz-----928MHz Option for 865-870mHZ Work Model: Software setting frequency hopping or fixed frequency operation Support card: ISO 18000-6C (EPC Gen2) Full Interface: WG26/WG34/WG98, RS232/RS485, USB, TCP Standard Work current: 9V 150mA Size: 215mm × 215mm × 50mm Weight: 0.8kg		/	Interface adding per module manufacturing cost is usd12 per extra interface such as usb, wg98, tcp/ip Interface: WG26/WG34, RS485 OR RS232
42	0-10 meter 915 UHF long range reader	Reader-08		Work Frequency: 902MHz-----928MHz Option for 865-870mHZ Work Model: Software setting frequency hopping or fixed frequency		/	Interface adding per module manufacturing cost is usd12 per extra interface such as usb, wg98, tcp/ip




S/N	Name	Model	Picture	Technical Parameters	/	Link	Remark
Electronic Lock							
Drop Bolt Lock							
43	2 cable drop bolt lock Mortise	BL-102		Standard Electric Bolt (2-core cable) Type: Fail safe Lock Size: 204×36×42mm Working Voltage: DC 12V±10% Support Door :wooden door/glass door/metal door/ fire-escape door Material: Aluminum/stainless steel Weight: 0.5kg		Read More	2 cable
44	5 cable drop bolt lock Mortise low temperature with signal output and time delay	BI-105		Standard Electric Bolt (5-core cable) Type: Fail safe Lock Size: 204×36×42mm (NO, NC,COM) Working Voltage: DC 12V±10% Support Door :wooden door/glass door/metal door/ fire-escape door Material: Aluminum/stainless steel Weight: 0.7kg		Read More	NO/NC/COM





S/N	Name	Model	Picture	Technical Parameters	/	Link	Remark
45	5 cable drop bolt lock low temperature with signal output and time delay	BL-205Narrow		Standard Electric Bolt (5-core cable) Type: Fail safe Lock Size: 205×35×42mm (NO, NC,COM) Working Voltage: DC 12V±10% Support Door :wooden door/glass door/metal door/ fire-escape door Material: Aluminum/stainless steel Weight: 0.7kg	/	/	NO/NC/COM
46	6 cable drop bolt lock low temperature with signal output and time delay	BL-206Narrow		Standard Electric Bolt (6-core cable) Type: Fail Secure Lock Size: 204×36×42mm (NO, NC,COM) Working Voltage: DC 12V±10% Support Door :wooden door/glass door/metal door/ fire-escape door Material: Aluminum/stainless steel Weight: 0.7kg	/	/	low temperature with signal output and time delay





S/N	Name	Model	Picture	Technical Parameters	/	Link	Remark
47	9 cable drop bolt lock low temperature with signal output and time delay	BL-209Narrow		Standard Electric Bolt (6-core cable) Type: Fail Secure Lock Size: 205×35×42mm (NO, NC, COM) Working Voltage: DC 12V±10% Support Door :wooden door/glass door/metal door/ fire-escape door Material: Aluminum/stainless steel Weight: 0.7kg	/	/	Low temperature with signal output and time delay
48	Surface Mounted drop bolt lock low temperature with signal output and time delay	BL-304Mounted		Standard Electric Bolt (4-core cable) Type: Fail safe (NO/NC, COM) Working Voltage: DC 12V±10% Support Door :wooden door/glass door/metal door/ fire-escape door Material: Aluminum/stainless steel Weight: 0.7kg	/	/	Low temperature with signal output and time delay
49	Frameless drop bolt lock with time delay	BL-404 Frameless		Power Supply:12V DC Output contact:NO/NC/COM Time delay adjustable:0,3,6 seconds Suitable for glass door thickness from 8-12mm	/	/	Time delay





S/N	Name	Model	Picture	Technical Parameters	/	Link	Remark
Strike Lock							
50	Narrow Panel Drop Bolt Strike Lock	SL-102 Narrow		Lock Size: 129×28×34mm Type: Fail safe, can be customized fail secure Working Voltage: DC 12V±10% Support Door: Wooden door/metal door Face plate Housing: Painted steel Material: Aluminum/stainless steel Weight: 0.35 kg	/	/	/
51	Long Panel Drop Bolt Strike Lock	SL-102 Long		Lock Size: 250×25×31mm Type: Fail Safe, can be customized fail secure Working Voltage: DC 12V±10% Support Door: Wooden door/metal door Face plate Housing: Painted steel Material: Aluminum/stainless steel NO,NC,COM			
52	Narrow Panel Drop Bolt Strike Lock with signal feedback	SL-105 Narrow		Lock Size: 129×28×34mm Type: Fail safe, can be customized fail secure Working Voltage: DC 12V±10% Support Door: Wooden door/metal door Face plate Housing: Painted steel Material: Aluminum/stainless steel Weight: 0.35 kg			





S/N	Name	Model	Picture	Technical Parameters	/	Link	Remark
Magnetic Lock							
180KG / 350-450 LBS							
53	Single Door Electro-Magnetic Lock (180KG)	Mag-180		Type: Fail Safe, without signal feedback U/I: DC12V/300MA Size: L170*W42*H21MM		Read More	2 cable





S/N	Name	Model	Picture	Technical Parameters	/	Link	Remark
54	Single Door Electro-Magnetic Lock (180KG) with signal feedback	Mag-180Signal		Type: Fail Safe, signal feedback U/I: DC12V/300MA Size: L170*W42*H21MM	/	Read More	NO/NC/COM
55	Two Door Electro-magnetic Lock (180KG×2)	Mag-1802		Type: Fail Safe, without signal feedback U/I: DC12V/300MA Size: L340*W42*H21MM		Read More	/
56	Two Door Electro-magnetic Lock (180KG×2) with signal feedback	Mag-1802Signal		Type: Fail Safe, signal feedback U/I: DC12V/300MA Size: L340*W42*H21MM		Read More	NO/NC/COM





S/N	Name	Model	Picture	Technical Parameters	/	Link	Remark
280KG/550-650 LBS							
57	One-door Electro-magnetic Lock (280KG)	Mag-280		Type: Fail Safe, without singnal output U/I: DC12V/460MA Size: L250*W47*H25MM	/	Read More	/
58	One-door Electro-magnetic Lock With signal feedback(280KG)	Mag-280Signal		Type: Fail Safe, with singnal output ,with time delay U/I: DC12V/460MA Size: L250*W47*H25MM		Read More	NO/NC/COM
59	Two Door Electro-magnetic Lock (280KG×2)	Mag-2802		Type: Fail Safe, without singnal Feedback U/I: DC12V/460MA Size: L500*W47*H25MM		Read More	/
60	Two Door Electro-magnetic Lock With signal feedback (280KG×2)	Mag-2802Signal		Type: Fail Safe, without singnal Feedback U/I: DC12V/460MA Size: L500*W47*H25MM		Read More	NO/NC/COM





S/N	Name	Model	Picture	Technical Parameters	/	Link	Remark
380KG/750-900 LBS							
61	One-door Electro-magnetic Lock (350KG)	Mag-380		Type: Fail Safe, without singnal Feedback U/I: DC12V/480MA Size: L285*W55*H29MM	/	Read More	2 cable
62	One-door Electro-magnetic Lock LED Indication Light(500KG)	Mag-380Signal		Type: Fail Safe, without singnal Feedback U/I: DC12V/480MA Size: L285*W55*H29MM		Read More	NO/NC/COM
Lock Bracket							
63	L Type Bracket For 180KG Magnetic Lock	180L		Support Door: Wooden door open toward inside, metal door, narrow frame door Door Open Mode: 90 degree one-way, Weight:0.318kg Material: Aluminum Size: 265*65*60mm	/	Read More	L- 180KG
64	L Type Bracket For 280KG Magnetic Lock	280L		Support Door: Wooden door open toward inside, metal door, narrow frame door Door Open Mode: 90 degree one-way, Weight:0.318kg Material: Aluminum Size: 265*65*60mm		Read More	L-280KG






S/N	Name	Model	Picture	Technical Parameters	/	Link	Remark
65	U Type Bracket For Magnetic Lock of 180KG ,280KG	180U		Support Door: Frameless glass door Glass Thickness: 8~5mm Door Open Mode: 180 degree one-way, Weight: 0.242kg Material: Aluminum Size: 105*60*45mm		Read More	U-180KG
66	U Type Bracket For Magnetic Lock of 180KG ,280KG	280U		Support Door: Frameless glass door Glass Thickness: 8~5mm Door Open Mode: 180 degree one-way, Weight: 0.242kg Material: Aluminum Size: 105*60*45mm		Read More	U-280KG
67	LZ Type Bracket For Magnetic Lock of 180KG	180LZ		Support Door: Wooden door open toward inside, metal door, narrow frame door Door Open Mode:90 degree one-way, Weight:0.718kg Material: Aluminum Size: 270*60*60mm		Read More	LZ-180KG
68	LZ Type Bracket For Magnetic Lock of 280KG	280LZ		Support Door: Wooden door open toward inside, metal door, narrow frame door Door Open Mode:90 degree one-way, Weight:0.718kg Material: Aluminum Size: 270*60*60mm	/	Read More	LZ-280KG





S/N	Name	Model	Picture	Technical Parameters	/	Link	Remark
69	70mm oval hole Bracket	BL70		Material:Aluminum Door Type Applicable:Bottom Frameless Glass Door Door-open Mode:180 Degree One-way Open Support Lock: Drop Bolt Type		/	Bolt Lock Bracket
70	80mm Round Hole Bracket	BL80		Material:Aluminum • Door Type Applicable:Bottom Frameless Glass Door • Door-open Mode:180 Degree One-way Open Support Lock: Drop Bolt Type		/	Bolt Lock Bracket
71	U Bracket For Drop Bolt Lock	BL-U		• Material:stainless steel • Door Type Applicable:Bottom Frameless Glass Door • Door-open Mode:180 Degree One-way Open Support Lock: Drop Bolt Type		/	Bolt Lock Bracket
72	ZL Bracket For Drop Bolt Lock	BL-ZL		Material:stainless steel Door Type Applicable:Frameless Glass Door Door-open Mode:180 Degree Two-way Open Support Lock: Drop Bolt Type		/	Bolt Lock Bracket 2pcs is one set





S/N	Name	Model	Picture	Technical Parameters	/	Link	Remark
RFID Card							
73	EM White Card	Card-125K		125KHZ, WHITE		Read More	EM
74	Mifare White Card	Card-1356M		13.56MHZ WHITE		Read More	MIFARE
75	Key chain mifare card	Card-1356MKC		Material:ABS Frequency:13.56MHZ		Read More	MIFARE
76	Wrist band Em Card	Card-125kWrist		RFID wrist band 125khz 100		Read More	EM





S/N	Name	Model	Picture	Technical Parameters	/	Link	Remark
77	HID CARD	Card-HID		HID CARD FOR 26 34 ACCESS CONTROLLER	/	Read More	HID
78	UHF Card	Card-UHF01		Uhf Card work for uhf long range reader	/	Read More	/
79	UHF Sticker Windshield	Sticker -UHF/WS		UHF Sticker Windshield	/	Read More	/
80	USB UHF CARD DISTRIBUTOR	DST-100UHF		Read and Write uhf card number	/	/	DESK TOP




S/N	Name	Model	Picture	Technical Parameters	/	Link	Remark
Remoters							
81	2 Button Remote Exit Control (copy /learning type)	RB-102Button		Power Supply:Button Battery Working Current:<=12mA Frequency:Adopt 433MHZ Emission Frequency Option For 315 and other wireless frequency Distance 30-100m Work way:Jog,Self-locking,Interlock	/	Read More	Distance 30-100m
82	2 Channel Economical remote set (exit control+remote r)	RB-102Set		Power Supply:12V DC Working Current:<=12mA Frequency:Adopt 433MHZ Emission Frequency Option For 315 and other wireless frequency Distance 30-100m Work way:Jog,Self-locking,Interlock		Read More	Distance 30-100m
83	4 Button Remote Exit Control (copy /learning type)	RB-204Button		Power Supply:Button Battery Working Current:<=12mA Frequency:Adopt 433MHZ Emission Frequency Option For 315 and other wireless frequency Distance 30-105m Work way:Jog,Self-locking,Interlock		Read More	Distance 30-100m
84	4 Channel Remote set (exit control+remote r)	RB-204Set		Power Supply:12V DC Working Current:<=12mA Frequency:Adopt 433MHZ Emission Frequency Option For 315 and other wireless frequency Distance 30-100m Work way:Jog,Self-locking,Interlock		Read More	Distance 30-100m



S/N	Name	Model	Picture	Technical Parameters	/	Link	Remark	
Power Supply								
85	Special Power Supply for stand alone unit	Power-1203		Input:220V AC Output:12V DC, 3A/5A Time adjust:1S-10S NO/NC/COM	/	/	/	
86	Power supply with metallic outdoor cover For access controller	Power-1205		Power supply with metallic cover Input voltage: 220—250VAC (OEM For 110VAC) Output voltage: 12VDC 3/5A can connect with recharge battery and with circuit protection Size:277mm*233mm*66mm Low voltage protection function double panel and durable		/	/	
87	Power supply with metallic outdoor cover(Support Inner connect UPS battery)	Power-1205 Mini		Power supply with metallic cover Input voltage: 220—250VAC (OEM For 110VAC) Output voltage: 12VDC 3/5A can connect with recharge battery and with circuit protection 155mm*77mm*52mm		/	/	/
88	Special Power Supply for stand alone unit	PB-1203		Input:220V AC Output:12V DC, 3A/5A Time adjust:1S-15S NO/NC/COM		Read More	12V3A	
89	Power supply with metallic outdoor cover(Support Inner connect UPS battery)	PB-1205Plus		Power supply with metallic cover Input voltage: 220—250VAC (OEM For 110VAC) Output voltage: 12VDC 3/5A can connect with recharge battery and with circuit protection Size:372mm*263mm*70mm		Read More	Low voltage protection function double panel and durable Battery is not included	



S/N	Name	Model	Picture	Technical Parameters	/	Link	Remark
Exit Button							
90	Plastic I RFID Exit Button	Exit-01P		Electric Parameter: Max. current 3A@36VDC Contact Output: COM/NO Material: Plastic Size: 86×86×20mm		Read More	/
91	Stainless Steel RFID Exit Button	Exit-02SSL		Exit Button(Stainless Steel) Size:86*28CM Electric Parameter:3A 36V DC MAX Working Voltage:12V DC+-10% Output contact:NO/COM Suitable For:Break Glasses in case of emergency Suitable For:Hollow Frame and Embeded Electric Case		Read More	/
92	Stainless Steel RFID Exit Button	Exit-02SSB		Exit Button(Stainless Steel) Size:86*86CM Electric Parameter:3A 36V DC MAX Working Voltage:12V DC+-10% Output contact:NO/ COM Suitable For:Hollow Frame and Embeded Electric Case		Read More	/
93	RFID Exit Button (Night Vision)	Exit-03NVL		Door Release Button(Night Luminums) Size:86*28CM Electric Parameter:3A 36V DC MAX Working Voltage:12V DC+-10% Output contact:NO/ COM Suitable For:Hollow Frame and Embeded Electric Case		Read More	/

S/N	Name	Model	Picture	Technical Parameters	/	Link	Remark
94	RFID Exit Button (Night Vision)	Exit-03NVB		Door Release Button(Night Luminums) Size:86*86CM Electric Parameter:3A 36V DC MAX Working Voltage:12V DC+-10% Output contact:NO/ COM Suitable For:Hollow Frame and Embeded Electric Case		Read More	/
95	Aluminum RFID Exit Button	Exit-04ALU		Electric Parameter: Max. current 3A@36VDC Contact Output: COM/NO Material: Aluminum Size: 86*50**20mm		Read More	/
96	Aluminum RFID Exit Button	Exit-04ALUB		Electric Parameter: Max. current 3A@36VDC Contact Output: COM/NO/NC Material: Aluminum Size: 86×86×20mm	/	Read More	/
97	Lock Key RFID Exit Button	Exit-05Key		Size:86*86*20mm Electric Parameter:3A/36V Dc max Output contact:NO/NC/COM Suitable for hollow Frame and embeded electric case		Read More	NO/NC/COM

S/N	Name	Model	Picture	Technical Parameters	/	Link	Remark
98	Mushroom RFID Exit Button	Exit-06Mushroom		Size:86*86*20mm Electric Parameter:3A/36V Dc max Output contact:NO/NC/COM Suitable for hollow Frame and embeded electric case		Read More	NO/NC/COM
99	Touch RFID Exit Button	Exit-07TB		Exit Button(Touch) Working Voltage:12V DC+-10% Size:86*86*20CM Electric Parameter:3A 36V DC MAX Output contact:NO/NC Suitable For:Hollow Frame and Embeded Electric Case		Read More	NO/NC/COM
100	RFID Exit Button(IR)	Exit-L08IR		Electric Parameter: Max. current 3A@36VDC Contact Output: COM/NO/NC Material: Stainless steel Size: 113×68×30mm		Read More	COM/NO
101	RFID Exit Button(IR)	Exit-B08IR		Electric Parameter: Max. current 3A@36VDC Contact Output: COM/NO/NC Material: Stainless steel Size: 86×86×30mm		Read More	COM/NO

S/N	Name	Model	Picture	Technical Parameters	/	Link	Remark
Emergency Exit Button							
102	Glass Break Emergency Exit Button	Emg-101Glass		Break glass in case of emergency Contact output: NO/NC/COM Material: Plastic Size: 86×86×50mm		Read More	Glass Break
103	Glass Break Double Pole Emergency Exit Button	Emg-102Glass		Double Pole Emergency Exit Button Size:86*86*20CM Electric Parameter:3A 36V DC MAX Working Voltage:12V DC+-10% Output contact:NO/NC/COM Suitable For:Break Glasses in case of emergency	/	Read More	Double Pole
104	Push Rest Emergency Exit Button Single Pole	Emg-101RT		Emergency Push Exit Button Single Pole Contact output: NO/NC/COM Material: Plastic Size: 86×86×50mm		Read More	Resettable

S/N	Name	Model	Picture	Technical Parameters	/	Link	Remark
WIFI Module							
105	DC5V WIFI Electric Relay Module Single Channel (Only 1 Set NO,NC,COM)	RELAY01		[Product Name]: Signal Breaker Support 433 remoter connection Power Supply:AC85-250V [Output Voltage]: DC5-32V/USB5V [Product size]: 71 * 42 * 18mm (bare board) 72 * 45 * 29mm (with shell) 【 Wireless Type 】 : WI-FI2.4GHz Maximum load: 10A Wireless Standard: IEEE802.11 b/g/n [Operating environment]: Temperature -20~40 ℃	/	/	/
106	DC5-32V WIFI Electric Relay Module Single Channel (Only 1 Set NO,NC,COM)	RELAY02		Product Name: Signal Breaker Support 433 remoter connection Power Supply:AC85-250V Output Voltage: DC5-32V/USB5V Product size: 71 * 42 * 18mm (bare board) 72 * 45 * 29mm (with shell) Wireless Type : WI-FI2.4GHz Maximum load: 10A Wireless Standard: IEEE802.11 b/g/n [Operating environment]: Temperature -20~40 ℃	/	/	/

S/N	Name	Model	Picture	Technical Parameters	/	Link	Remark
107	DC5-32V WIFI Electric Relay Module 4 Channels (4 SetsNO,NC, COM)	RELAY04		Signal Breaker Support 433 remoter connection Power Supply:AC85-250V Output Voltage: DC5-32V/USB5V Product size: 71 * 42 * 18mm (bare board)*4 Wireless Type: WI-FI2.4GHz Maximum load: 10A Wireless Standard: IEEE802.11 b/g/n[Operating environment: Temperature -20~40 °C	/	/	/
108	Wifi to 43mhz RF bridge	BRIDGE-RF01		Power Supply: Micro USB 5V/1A Supported Radio: 315 & 433MHz RF Not support to learn rolling code and dynamic code Wireless Standard: 2.4G-WiFi 802.11 b/g/n Security Mechanism: WPA- PSK/WPA2-PSK	/	/	/