

















S/N	Name	Model	Picture	Technical Parameters	/	Link	Remark
<b>Home Lock Control System Catalogue V6</b>							
<b>Access Control Manufacturing Department</b>							
<a href="https://sintronicaccess.com">https://sintronicaccess.com</a> Email:tim@sintronictech.com Sale Engineer:Tim Wu , Mobile/whatSapp&Wechat:+86-15813805304							
<b>Waterproof Outdoor Court Yard Lock</b>				<b>Smart Home Lock</b>			
<b>Mechanical Code (Password &amp; Lock Key)</b>				<b>Rfid Card, Fingerprint,Wifi ,Bluetooth</b>			
							
Page 2-7				Page 8-12			
<b>Electronic Glass Door Lock</b>		<b>Electronic Apartment Lock</b>			<b>RFID Card Hotel Lock</b>		
							
Page13		Page 14-15			Page16		



S/N	Name	Model	Picture	Technical Parameters	/	Link	Remark
<b>Mechanical Code Lock (For Outdoor Court Yard )</b>							
109	CY-2010	Mechanical code lock Waterproof		made of zinc alloy. There are 14 keys, and key C is a reset key, not a password. With long opening function (a generation of old lock), the surface is sand chrome, with inclined tongue lock cylinder. Unlock:password Application: Wooden doors, iron doors, stainless steel doors, copper doors, aluminum doors, gates, metal doors		/	/
110	CY-2011	Mechanical code lock Support Lock Key &Waterproof		Mechanical code lock, made of zinc alloy. There are 14 keys, and key C is a reset key, not a password. (a generation of old locks) the surface is sand chrome, ball lock, and the rear door is equipped with horizontal latch Unlock:password +lock key Application: Wooden doors, iron doors, stainless steel doors, copper doors, aluminum doors, gates, metal doors		/	/


S/N	Name	Model	Picture	Technical Parameters	/	Link	Remark
111	CY-2020	Mechanical code lock Waterproof		Single sided code Single latch mortise Unlock:password Application: Wooden doors, iron doors, stainless steel doors, copper doors, aluminum doors, gates, metal doors		/	/
112	CY-2022	Mechanical code lock Waterproof		Double sided code Single latch mortise Unlock:password Application: Wooden doors, iron doors, stainless steel doors, copper doors, aluminum doors, gates, metal doors		/	/
113	CY-4051	Mechanical code lock Support Lock Key &Waterproof		Mechanical code lock, made of zinc alloy. There are 14 keys, and key C is a reset key, not a password. (a generation of old locks) the surface is sand chrome, ball lock, and the rear door is equipped with horizontal latch Unlock:password +lock key Application: Wooden doors, iron doors, stainless steel doors, copper doors, aluminum doors, gates, metal doors		/	/


S/N	Name	Model	Picture	Technical Parameters	/	Link	Remark
114	CY-4052	Mechanical code lock Support Lock Key &Waterproof		<p>Mechanical code lock, made of zinc alloy. There are 14 keys, and key C is a reset key, not a password. (a generation of old locks) the surface is sand chrome, ball lock, and the rear door is equipped with horizontal latch</p> <p>Unlock:password +lock key</p> <p>Application: Wooden doors, iron doors, stainless steel doors, copper doors, aluminum doors, gates, metal doors</p>		/	/
115	CY-4061	Mechanical code lock Support Lock Key &Waterproof		<p>Mechanical code lock, made of zinc alloy. There are 14 keys, and key C is a reset key, not a password. (a generation of old locks) the surface is sand chrome, ball lock, and the rear door is equipped with horizontal latch</p> <p>Unlock:password +lock key</p> <p>Application: Wooden doors, iron doors, stainless steel doors, copper doors, aluminum doors, gates, metal doors</p>	/	/	/

S/N	Name	Model	Picture	Technical Parameters	/	Link	Remark
116	CY-4062	Mechanical code lock Support Lock Key & Waterproof		Mechanical code lock, made of zinc alloy. There are 14 keys, and key C is a reset key, not a password. (a generation of old locks) the surface is sand chrome, ball lock, and the rear door is equipped with horizontal latch Unlock:password +lock key Application: Wooden doors, iron doors, stainless steel doors, copper doors, aluminum doors, gates, metal doors		/	/
117	CY-4071	Sliding Cover Mechanical code lock Support Lock Key & Waterproof		Mechanical code lock, made of zinc alloy. There are 14 keys, and key C is a reset key, not a password. (a generation of old locks) the surface is sand chrome, ball lock, and the rear door is equipped with horizontal latch Unlock:password +lock key Application: Wooden doors, iron doors, stainless steel doors, copper doors, aluminum doors, gates, metal doors		/	/



S/N	Name	Model	Picture	Technical Parameters	/	Link	Remark
118	CY-4072	Sliding Cover Mechanical code lock Support Lock Key & Waterproof		Mechanical code lock, made of zinc alloy. There are 14 keys, and key C is a reset key, not a password. (a generation of old locks) the surface is sand chrome, ball lock, and the rear door is equipped with horizontal latch Unlock:password +lock key Application: Wooden doors, iron doors, stainless steel doors, copper doors, aluminum doors, gates, metal doors		/	/
119	LC01	Mechanical Code Cylinder Lock Chip		1. Full range of specifications, available in lengths from 55 to 115, suitable for all courtyard door profiles; 2.Surface treatment: wire drawing and oil sealing, precision polishing process. Not easily oxidized; 3.Adopting the national standard 95 pure copper material, the quality is more guaranteed; 4.Multi core track blade structure, upgraded to a C-level anti-theft certification by the Ministry of Public Security; 5.The lock core dial is made of 304 precision cast stainless steel, which is more durable than powder metallurgy dial heads on the market		/	0.2KG 105MM



S/N	Name	Model	Picture	Technical Parameters	/	Link	Remark
120	LB01	Double Tongue Lock Body		Stainless steel lock body; 90% of the structural components of the lock body are made of high-quality refining; Wear resistance, higher oxidation resistance, stronger toughness;		/	/
121	LB02	Single Tongue Lock Body		Stainless steel lock body; 90% of the structural components of the lock body are made of high-quality refining; Wear resistance, higher oxidation resistance, stronger toughness;		/	/





S/N	Name	Model	Picture	Technical Parameters	/	Link	Remark
<b>Smart Home Lock</b>							
122	WIFI Fingerprint Door Lock TUYA APP	Finger01		Quiescent current : $\leq 50\mu\text{A}$ Dynamic current : $\leq 180\text{mA}$ administrators : 10 groups fingerprints :50 groups Fingerprint + password + card capacity :250 groups Rejection rate $\leq 0.1\%$ False admission rate $\leq 0.0001\%$ Induction time $\leq 0.5$ seconds Power supply type :6V Emergency power supply Typec 5V2A working temperature $-25^{\circ}\text{C}\sim 60^{\circ}\text{C}$ Working relative humidity 20%~90%RH Low voltage alarm voltage 4.8 $\pm$ 0.2V	/	/	/







S/N	Name	Model	Picture	Technical Parameters	/	Link	Remark
123	WIFI TUYA APP Fingerprint Door Lock	Finger02		<p>Quiescent current : <math>\leq 50\mu\text{A}</math>  Dynamic current : <math>\leq 180\text{mA}</math>  administrators : 10 groups  fingerprints :50 groups  Fingerprint + password + card capacity :250 groups+Mobile App  Rejection rate <math>\leq 0.1\%</math>  False admission rate <math>\leq 0.0001\%</math>  Induction time <math>\leq 0.5</math> seconds  Power supply type :6V  Emergency power supply Typec 5V2A  working temperature <math>-25^{\circ}\text{C}\sim 60^{\circ}\text{C}</math>  Working relative humidity 20%~90%RH  Low voltage alarm voltage <math>4.8\pm 0.2\text{V}</math></p>	/	/	/
124	WIFI TUYA APP Fingerprint Lock For Both Aluminum Window &Door	Finger03		<p>Quiescent current : <math>\leq 50\mu\text{A}</math>  Dynamic current : <math>\leq 180\text{mA}</math>  administrators : 10 groups  fingerprints :50 groups  Fingerprint + password + card capacity :250 groups+Mobile App  Rejection rate <math>\leq 0.1\%</math>  False admission rate <math>\leq 0.0001\%</math>  Induction time <math>\leq 0.5</math> seconds  Power supply type :6V  Emergency power supply : Typec 5V2A  working temperature : <math>-25^{\circ}\text{C}\sim 60^{\circ}\text{C}</math>  Working relative humidity 20%~90%RH  Low voltage alarm voltage <math>4.8\pm 0.2\text{V}</math></p>	/	/	/


S/N	Name	Model	Picture	Technical Parameters	/	Link	Remark
125	WIFI TUYA APP Fingerprint Door Lock	Finger04		<p>Quiescent current : <math>\leq 50\mu\text{A}</math>  Dynamic current : <math>\leq 180\text{mA}</math>  administrators : 10 groups  fingerprints :50 groups  Fingerprint + password + card capacity :250 groups,Rejection rate <math>\leq 0.1\%</math>  False admission rate <math>\leq 0.0001\%</math>  Induction time <math>\leq 0.5</math> seconds  Power supply type :6V  Emergency power supply Typec 5V2A  working temperature <math>-25^{\circ}\text{C}\sim 60^{\circ}\text{C}</math>  Working relative humidity 20%~90%RH  Low voltage alarm voltage <math>4.8\pm 0.3\text{V}</math></p>	/	/	/
126	Sliding Cover WIFI TUYA APP Fingerprint Door Lock	Finger05		<p>Panel material: zinc alloy  Applicable door thickness: 30~60mm (can be thickened)  Password length: 1-11 digits  Applicable type: indoor/outdoor  Product features: no power supply required  Applicable environment: waterproof and high temperature resistant  Applicable type: 60/70mm (optional)  Product size: 142*42*60mm</p>	/	/	/






S/N	Name	Model	Picture	Technical Parameters	/	Link	Remark
127	Door Lock with Camera Wifi Tuya Bluetooth Door Bell Password Smart Door Lock Handle	FACE01		<p>Product Material Aluminum Alloy Lock Body 6068 Mortise Lock Size 390mm*75mm*75mm Network WIFI, Bluetooth User Capacity Fingerprint:100,Card+Password:200 Function 11 language system Settings, 4.5 inch electronic screen, 1 million pixels,IPS screen TUYA View function, Emergency charging port, Free handle Design, Unlocking via mechanical key, IP56 dustproof and waterproof Door Type Wooden doors, iron doors, stainless steel doors, copper doors, aluminum doors, gates, metal doors</p>	/	/	/

S/N	Name	Model	Picture	Technical Parameters	/	Link	Remark
128		FACE03		<p>Face recognition + video intercom  Size:388*76*22mm  Material:High-strength aluminum alloy + IMD touch screen+ LED screen  Color:Grey  Unlocking mode  Fingerprints, passwords, IC cards, faces, mechanical keys, WeChat applets, mobile APP, remote unlocking and capture  Register capacity  Face Capacity  100 (10 admins + 90 regular users)  Fingerprint Capacity:  50 (10 Admins + 40 Admins)  Password Capacity  110 (102 administrators + 8 ordinary users)  Card Capacity  100 (ordinary users), 10 groups of administrators, and 90 groups of ordinary users  Adaptive door thickness  40-120MM door thickness  Battery  Comes with a lithium battery;  4200 mAh</p>	/	/	/
<b>Electronic Glass Door Lock</b>							

S/N	Name	Model	Picture	Technical Parameters	/	Link	Remark
129	Fingerprint Glass Door Lock	GLASS02		<p>Product color: black  Working voltage: 4.5-6.8V  Recognition speed: &lt;0.3S  User capacity: 500  Working temperature: -20°C-60°C  Collector: semiconductor fingerprint collection module  Low voltage prompt: 4.5V  Fingerprint capacity: 100  Unlock records: 10,000  Emergency interface: USB interface  Unlocking method: fingerprint, password, card,  Applicable door type: glass door, glass frame door, double/single door, etc.</p>	/	/	/
130	WIFI TUYA APP Glass Door Lock	GLASS03		<p>Product color: black  Working voltage: 4.5-6.8V  Recognition speed: &lt;0.3S  User capacity: 500  Working temperature: -20°C-60°C  Collector: semiconductor fingerprint collection module  Low voltage prompt: 4.5V  Fingerprint capacity: 100  Unlock records: 10,000  Emergency interface: USB interface  Unlocking method: fingerprint, password, card, temporary password, remote APP  Applicable door type: glass door, glass frame door, double/single door, etc.</p>	/	/	/

S/N	Name	Model	Picture	Technical Parameters	/	Link	Remark
<b>Electronic Apartment Lock</b>							
131	RFID Card Electronic Apartment Lock	AL-01		Electrical Lock 12V For RFID Card Access Control		/	/
132	Fingerprint Electronic Apartment Lock	AL-21		Quiescent current : $\cong 50\mu\text{A}$ Dynamic current : $\cong 180\text{mA}$ administrators : 10 groups fingerprints :50 groups Fingerprint + password + card capacity :250 groups Rejection rate $\cong 0.1\%$ False admission rate $\cong 0.0001\%$ Induction time $\cong 0.5$ seconds Power supply type :6V Emergency power supply Typec 5V2A working temperature $-25^{\circ}\text{C}\sim 60^{\circ}\text{C}$ Working relative humidity 20%~90%RH Low voltage alarm voltage $4.8\pm 0.2\text{V}$	/	/	/

S/N	Name	Model	Picture	Technical Parameters	/	Link	Remark
133	WIFI TUYA APP Fingerprint Electronic Apartment Lock	AL-22		Quiescent current : $\cong 50\mu\text{A}$ Dynamic current : $\cong 180\text{mA}$ administrators : 10 groups fingerprints :50 groups Fingerprint + password + card capacity :250 groups Rejection rate $\cong 0.1\%$ False admission rate $\cong 0.0001\%$ Induction time $\cong 0.5$ seconds Power supply type :6V Emergency power supply :Typec 5V2A working temperature $-25^{\circ}\text{C}\sim 60^{\circ}\text{C}$ Working relative humidity 20%~90%RH Low voltage alarm voltage 4.8 $\pm$ 0.2V	/		/
<b>Hotel Lock</b>							

S/N	Name	Model	Picture	Technical Parameters	/	Link	Remark
134	RFID Card Hotel Lock	HL-101		Panel size: 242*77*18MM material: stainless steel panel Unlocking method: swipe card/key Suitable for door I thickness: 40MM or more Door] lock chip: imported chip Product style: Flat Chinese Lock cylinder grade: full copper lock cylinder Product color: silver gold	/	/	/
135	Card Distributor	HL-DIS01		Card Distributor for hotel lock	/		Card Encoder
136	M1 card	HL-IC		M1 card for hotel lock with frequency of 13.56MHZ	/		/
137	Data collector	HL-DC		Door Lock record data collect card	/	/	/
138	Software	HL-SW		Free Hotel Software	/	Free	/